

# INVERTER

# COMPACT CASSETTE

**Model :** AUYG18LVLB / AUYG24LVLA



Wireless R.C.



AOYG18LBCB



AOYG24LBCB



## 2-stage turbo fan

High efficiency design by 2 stage structure

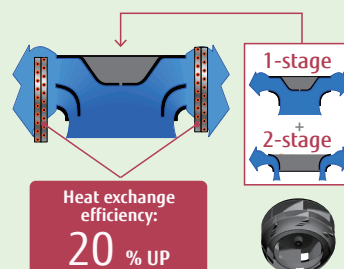
### Previous turbo fan

In the case of a conventional fan, the air outlet range was narrow as the airflow moved to the motor side which meant the velocity of air passing through the heat exchanger was uneven.



### 2-stage turbo fan

An evenly spread air distribution across the heat exchanger is possible due to the 2 stage turbo fan which produces two separate airflow streams.



Heat exchange efficiency:  
**20 % UP**

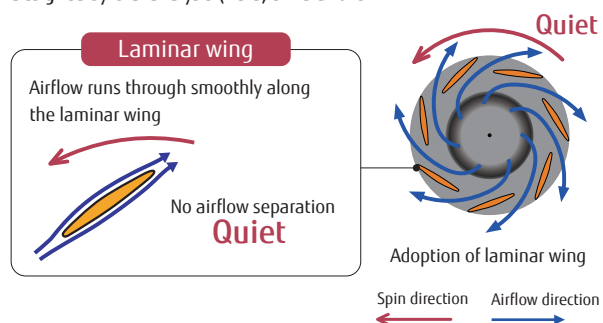
## Specifications

Model No.	Indoor unit		AUYG18LVLB		AUYG24LVLA	
	Outdoor unit		AOYG18LBCB		AOYG24LBCB	
Power Source		V/ Ø/Hz	230/1/50		230/1/50	
Capacity	Cooling (Min-Max)	kW	5.20(0.9-5.9)		6.80(0.9-8.0)	
		BTU/h	17,700(3,100-20,100)		23,200(3,100-27,300)	
	Heating (Min-Max)	kW	6.00(0.9-7.5)		8.00(0.9-9.1)	
		BTU/h	20,500(3,100-25,600)		27,300(3,100-31,000)	
Input Power	Cooling/Heating	kW	1.62/1.66		2.21/2.26	
EER	Cooling	W/W	3.21		3.08	
COP	Heating	W/W	3.61		3.54	
Running Current	Cooling/Heating	A	11.5-13.5		14.7-15.7	
Moisture Removal		l/h	2.2		2.7	
Sound Pressure Level (Cooling/Heating)	Indoor (High)	dB(A)	38/43		49/49	
	Outdoor		50/50		53/54	
Airflow Rate (High) (Cooling/Heating)	Indoor	m³/h	680/800		930/930	
	Outdoor		2,380/2,080		2,850/2,700	
Net Dimension HxWxD Net Weight	Indoor / Grille	mm	245×570×570/49×700×700		245×570×570/49×700×700	
		kg (lbs)	15.0 (33) / 2.6 (6)		16.0 (35) / 2.6 (6)	
	Outdoor	mm	632×799×290		716×820×315	
		kg (lbs)	36 (79)		42 (93)	
Piping Connections (Small / Large)		mm	6.35/12.70		6.35/15.88	
Drain Pipe Diameter (I.D./O.D.)		mm	25/32		25/32	
Max Pipe Length (Pre-Charge)		m	25 (15)		30 (15)	
Max Height Difference			15		20	
Operation Range	Cooling	°CDB	-10 to 46		-10 to 46	
	Heating		-15 to 24		-15 to 24	
Refrigerant			R410A		R410A	
Cassette Grille			UTG-UFYD-W		UTG-UFYD-W	

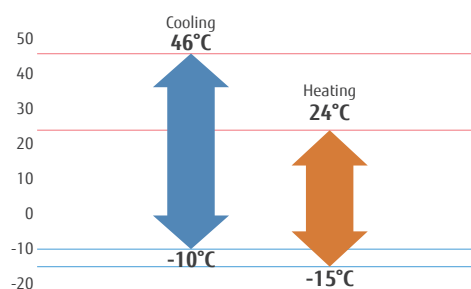
## Quiet quality

Optimized wing form (laminar wing type) and wing number (7 blades each)

Designed by CFD-analysis (fluid) simulations

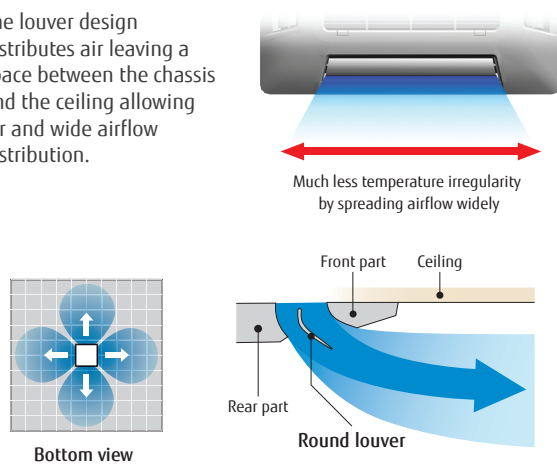


## Wide operation range



## Improvement of the airflow distribution

The louver design distributes air leaving a space between the chassis and the ceiling allowing far and wide airflow distribution.



## Optional parts

Wired Remote Controller:	UTY-RNNYM, UTY-RVNYM
Simple Remote Controller:	UTY-RSNYM
External Switch Controller:	UTY-TERX
External Connect Kit:	UTY-XWZX
Insulation Kit For High Humidity:	UTZ-KXGC
Fresh Air Intake Kit:	UTZ-VXAA
Cassette Grille:	UTG-UFYD-W
Network Converter for single split (DC power supply type):	UTY-VTGX
Network Converter for single split (AC power supply type):	UTY-VTGXV
Air Outlet Shutter Plate:	UTR-YDZB

## Dimensions

Models: AUYG18LVLB / AUYG24LVLB

(Unit : mm)

